



## The effect of sulfate content on the carnallite quality precipitated from brine

Huaigang Cheng<sup>1,3</sup>, Nan Wang<sup>1</sup>, Xiaochen Pan<sup>1</sup>, Jinyuan Ma<sup>2</sup>, Zhonghe Zhao<sup>2</sup> and Fangqin Cheng<sup>1\*</sup>

<sup>1</sup>*Institute of Resources and Environment Engineering, State Environment Protection Key Laboratory of Efficient Utilization of Coal Waste Resources, Shanxi University, Taiyuan, China*

<sup>2</sup>*Qinghai Zhonghang Resources Co, Ltd. Delingha, China*

<sup>3</sup>*Taiyuan National High-tech Industrial Development Zone, Taiyuan, China*

---

### ABSTRACT

*The existing large amount of sulfate in brine has a huge effect on carnallite precipitation during the process of producing carnallite from salt field. A series of experiments of effect of different sulfate concentration on carnallite quality precipitated from brine were conducted. The results indicated that sulfate in brine could have a huge effect on carnallite quality at the condition when sulfate content were at a high level or evaporating brine at high temperature. In addition, the content of sulfate in solid products at the carnallite precipitation stage is the highest when sulfate content is 2% in the simulated brine. Results from laboratory experiments show that sulfate has a certain effect on producing carnallite, it have some degree of guiding significance in process optimization of producing carnallite.*

**Keywords:** brine; carnallite; sulfate; evaporation

---

### INTRODUCTION

Solubility potash salt which mainly consist of potassium chloride and potassium sulfate are lacking mineral resources of China as raw material of potassium fertilizer[1,2]. As a vast agricultural country, China is in great demand of potassium fertilizer. Therefore, to meet the demand of agricultural potassium fertilizer, China need to spend large amounts of foreign exchange to import, among which 70% depend on imports[3-5]. In order to increase self supply rate of potassium salt and guarantee agricultural sustainable development, it is of great importance and urgency to realize effective utilization of potassium resources.

Mahai Salt Lake lies to the northwest of Qaidam Basin. It has been known as a potash-magnesium salt deposit, including sylvinite mine and liquid mine[6,7]. Owing to long-term and single development of potassium fertilizer, salt lake brine has been aging and resulted in a waste of resources. On the other hand, the low grade solid mine is increasing year by year. In current industrial practice, dissolving brine has become a major method to make full use of the low grade solid mine[8]. In addition, the dissolved brine also become an important source of preparing carnallite which acts as raw material of producing potassium chloride.

As is known, the process of extracting potassium chloride from brine containing potassium is using carnallite as raw material to prepare and produce potassium chloride[9-11]. Salt field operation of carnallite from brine containing potassium mainly used brine as raw material. Commonly, the solar energy and wind energy were used to evaporate, concentrate, crystallize and then separate common salt. One of the major product is carnallite [12-15]. The dissolved brine of Mahai Salt Lake resulted from long-term non-balance mining, a lot of sulfate enriched. As a result, the production of carnallite contains a certain amount of sulfate impurity, thus leading to a low purity and grade of carnallite [12,15].

To summarize experiments of long-term indoor evaporation and field equipment evaporation, a phenomenon has been found that there existing a great quantity of sulfate in carnallite products. However, sulfate has a great effect on precipitation of carnallite to some degrees. Hereby, in order to determine the relationship between sulfate content in brine with quality of products precipitating in brine containing different sulfate content and evaporating at different temperature, investigation of effect of sulfate content on carnallite was examined.

### Experimental Procedures

(1)The experiments were performed in Qaidam Basin in Qinghai Province, China[16]. The various composition of thepreparation of brine was shown at Table1. The addition of  $\text{SO}_4^{2-}$  respectively were 1%, 2%, 3%, 5% and 10%, according to the weight percentage of brine. In order to guarantee the stable system point on phase diagram, the additional  $\text{SO}_4^{2-}$  were transformed into  $\text{Na}_2\text{SO}_4$ ,  $\text{K}_2\text{SO}_4$ ,  $\text{MgSO}_4$  under the rules of equal weight. It was present at Table2.

**Table.1 Chemical Composition of Brine**

Irons	$\text{K}^+$	$\text{Na}^+$	$\text{Mg}^{2+}$	$\text{Cl}^-$	$\text{H}_2\text{O}$
Content[wt%]	0.62	7.73	1.39	15.83	72.67

**Table.2 Chemical Composition of Brine Containing Different Sulfate Content**

Chemical ontent[wt%]	Sulfate Content[%]				
	1	2	3	5	10
KCl	1.28	1.12	1.1	0.98	0.68
NaCl	18.39	16.08	15.8	14.08	9.76
$\text{MgCl}_2$	4.35	5.34	4.59	4.09	2.84
$\text{K}_2\text{SO}_4$	-	0.19	0.21	0.35	0.7
$\text{Na}_2\text{SO}_4$	-	2.81	3.14	5.24	10.47
$\text{MgSO}_4$	1.25	-	0.95	1.58	3.17
$\text{H}_2\text{O}$	74.73	74.47	74.21	73.68	72.38

(2)The brine respectively containing 2% and 5%  $\text{SO}_4^{2-}$  were took as examples. Firstly, adding NaCl which takes 5% of brine weight(That is 50g of NaCl) to change the ratio of Na/(K-Mg) of the system. Secondly, adding KCl which takes 5% of brine weight(That is 50g of KaCl) to change the ratio of K/(Na-Mg) of the system. Finally, adding  $\text{MgCl}_2$  which takes 5% of brine weight(That is 50g of  $\text{MgCl}_2$ ) to change the ratio of Mg/(K-Na) of the system.

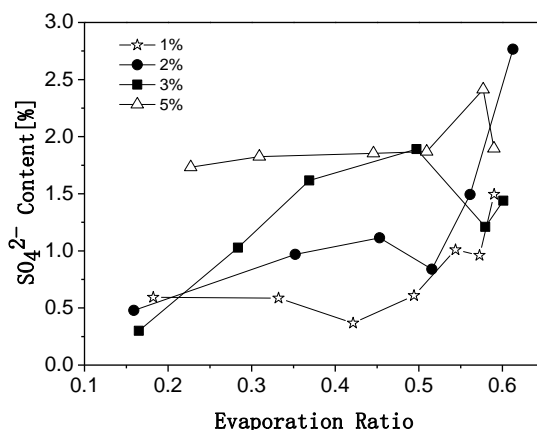
(3)The brine mentioned above were evaporate at  $75^\circ\text{C}$ , there were solid precipitated from brine continually during the process of evaporation. The sample of solid were classified into several groups and then the content of  $\text{K}^+$ ,  $\text{Na}^+$ ,  $\text{Mg}^{2+}$ ,  $\text{Cl}^-$  and  $\text{SO}_4^{2-}$  were analysed.

## RESULTS AND DISCUSSION

### 3.1The sulfate content in solid phase of brine containing different content of sulfate during evaporation

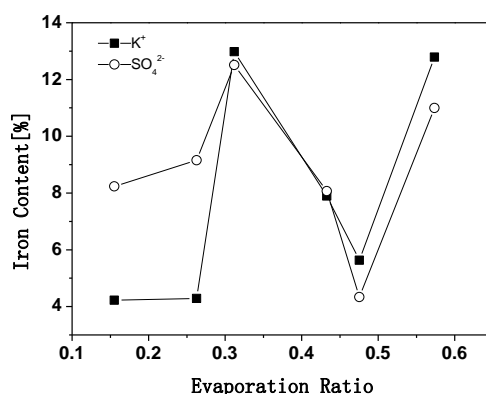
The brine respectively containing 1%, 2%, 3%, 5% and 10%  $\text{SO}_4^{2-}$  were evaporated. During the evaporation, it was found out that there were still no solid precipitation until evaporated water exceeded 40%. Therefore,the  $\text{SO}_4^{2-}$  content in solid phase precipitated from brine respectively containing 1%, 2%, 3% and 5%  $\text{SO}_4^{2-}$  were compared, which was shown at Fig.1.

At the evaporation of prophase(when evaporation rate is low), the  $\text{SO}_4^{2-}$  content in solid phase is proportional to sulfate content in brine.In other words, when  $\text{SO}_4^{2-}$  content in brine is at a low level, the  $\text{SO}_4^{2-}$  content in solid phase is low. With the evaporation reaching the later period(when evaporation is 0.5155), the  $\text{SO}_4^{2-}$  content in solid phase of brine containing 2% and 5%  $\text{SO}_4^{2-}$  increasing rapidly. In addition,there is a positive correlation between  $\text{SO}_4^{2-}$  content in both solid phase and in brine.

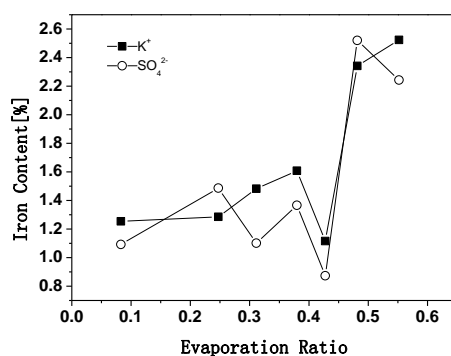
Fig.1 Changes of SO<sub>4</sub><sup>2-</sup> Content in Solid Phase

### 3.2 Evaporation Experiments of Different Proportion of K\Na\Mg

(1) When the brine contains 2% sulfate, 5% KCl, 5% NaCl and 5% MgCl<sub>2</sub> were added. The results of changes of K<sup>+</sup>, SO<sub>4</sub><sup>2-</sup> with the changing of evaporation rate were shown at Fig.2, Fig.3 and Fig.4.

Fig.2 Changes of K<sup>+</sup> and SO<sub>4</sub><sup>2-</sup> Content in Solid Phase with the addition of KCl

It can be seen from Fig.2 that the addition of KCl results in substantially increasing of K<sup>+</sup>, at the same time, the proportion relation between K<sup>+</sup> and other ions also changes. With the evaporation of brine, the changes of K<sup>+</sup> and SO<sub>4</sub><sup>2-</sup> content in solid phase are almost consistent. By the way, K<sup>+</sup> content in solid phase is at a high level. When evaporation rate is 0.312, K<sup>+</sup> content reaches its maximum value of 12.98%.

Fig.3 Changes of K<sup>+</sup> and SO<sub>4</sub><sup>2-</sup> Content in Solid Phase with the addition of NaCl

The addition of 5% NaCl leads to the proportion relation between K<sup>+</sup> and other ions changing. According to the theory of quaternary system phase diagram of Na<sup>+</sup>, K<sup>+</sup>, Mg<sup>2+</sup>//Cl-H<sub>2</sub>O [17-20], the addition of NaCl could not change the crystallization path of evaporation of brine, it could only lead to the lag of carnallite precipitation. It can be seen from Fig.3, evaporation of 0.428 is the turning point both of K<sup>+</sup> and SO<sub>4</sub><sup>2-</sup> precipitation. But when evaporation rate is more than 0.482, the K<sup>+</sup> content is increasing with the evaporation rate increasing until the end of evaporation whereas the

$\text{SO}_4^{2-}$  content tends to decrease. A conclusion can be drawn that the precipitation of  $\text{K}^+$  and  $\text{SO}_4^{2-}$  are asynchrony, and  $\text{K}^+$  is mostly precipitated in the form of  $\text{KCl}$ .

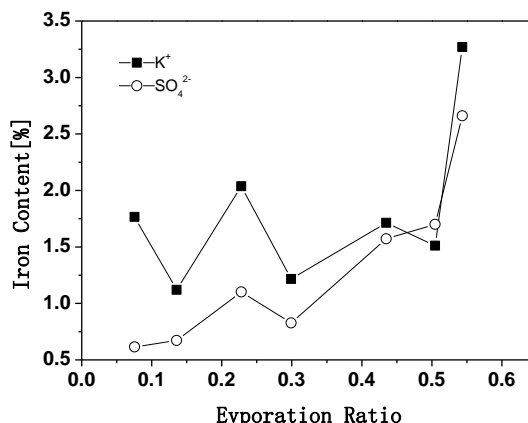


Fig.4 Changes of  $\text{K}^+$  and  $\text{SO}_4^{2-}$  Content in Solid Phase with the addition of  $\text{MgCl}_2$

In the same condition, adding extra 5%  $\text{MgCl}_2$  to change the  $\text{K}^+/\text{Mg}^{2+}$  value. Fig.4, Fig.5 and Fig.6 are compared, it can be seen that with the addition of  $\text{MgCl}_2$ ,  $\text{SO}_4^{2-}$  content observably decreases. When adding 5%  $\text{KCl}$  into brine,  $\text{SO}_4^{2-}$  content in solid phase reaches as far as 2.5% in the initial stage; when adding 5%  $\text{NaCl}$  into brine,  $\text{SO}_4^{2-}$  content in solid phase also reaches 1.5%; when adding 5%  $\text{MgCl}_2$ ,  $\text{SO}_4^{2-}$  content in solid phase is only 0.65% in the initial stage. The results show that the addition of  $\text{MgCl}_2$  inhibit the precipitation of  $\text{SO}_4^{2-}$ .

(2) When the brine contains 5% sulfate, 5%  $\text{KCl}$ , 5%  $\text{NaCl}$  and 5%  $\text{MgCl}_2$  were added. The results of changes of  $\text{K}^+$ ,  $\text{SO}_4^{2-}$  with the changing of evaporation rate were shown at Fig.5, Fig.6 and Fig.7.

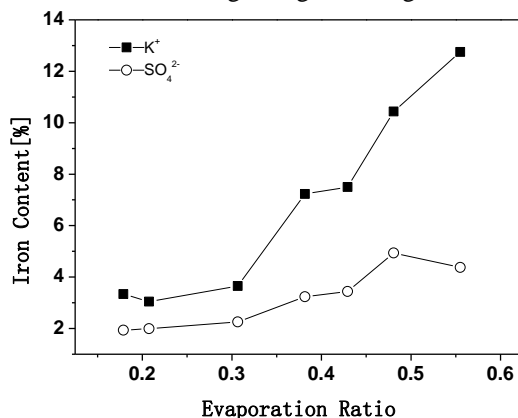


Fig.5 Changes of  $\text{K}^+$  and  $\text{SO}_4^{2-}$  Content in Solid Phase with the addition of  $\text{KCl}$

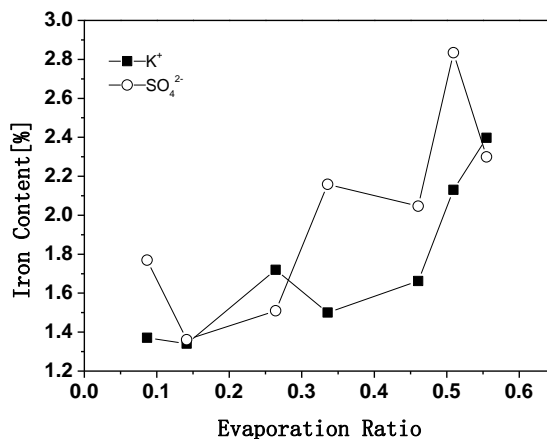


Fig.6 Changes of  $\text{K}^+$  and  $\text{SO}_4^{2-}$  Content in Solid Phase with the addition of  $\text{NaCl}$

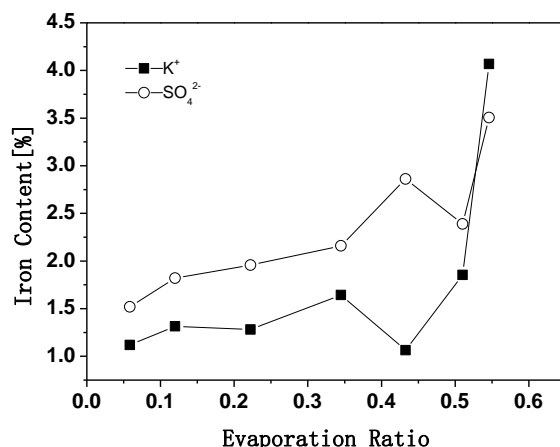


Fig.7 Changes of K<sup>+</sup> and SO<sub>4</sub><sup>2-</sup> Content in Solid Phase with the addition of MgCl<sub>2</sub>

It can be seen that K<sup>+</sup> content is gradually increasing with the evaporation increasing when compared Fig.5 with Fig.2; the K<sup>+</sup> content in Fig.5 has no significance law; in Fig.7, the K<sup>+</sup> precipitation content stays low in the initial stage, when evaporation rate is more than 0.43, the K<sup>+</sup> precipitation content increases significantly.

### Summary

When SO<sub>4</sub><sup>2-</sup> content in brine is at a low level, room temperature evaporation condition could not change the crystallization path of evaporation of chloride brine. But in the situation when SO<sub>4</sub><sup>2-</sup> content is high or evaporating at high temperature, the SO<sub>4</sub><sup>2-</sup> content in brine has a huge effect on carnallite quality precipitated from brine.

When SO<sub>4</sub><sup>2-</sup> content in brine is 2%, the SO<sub>4</sub><sup>2-</sup> content in brine during the carnallite precipitation stage is highest among all the brine.

When SO<sub>4</sub><sup>2-</sup> content in brine is more than 5%, the solubility of brine increases. There is still no solid precipitated from brine until a large quality of water has been evaporated. In addition, the SO<sub>4</sub><sup>2-</sup> content in solid phase has no no significance law during the evaporation.

This work was financially supported by National Natural Science Foundation of China (No. 51104097), the Program of International Science and Technology Cooperation (No. 2012DFA91500) and the Qinghai Provincial Research Projects (2011-G-214A) and (2012-H-803).

### REFERENCES

- [1] Xiaochen Pan. The technology of the the brine preparation of carnallite solution mining of low-grade potash deposit. MS thesis. Shanxi University, 2013 (in Chinese).
- [2] Florias Mees, Carmen Castañeda, Juan Herrero et al. Bloedite sedimentation in a seasonally dry saline lake (Salada Mediana, Spain). *Sedimentary Geology*, 2011.
- [3] Searls JP. Minerals Year Book-1989. Newyork Publisher, 1990.
- [4] Tariq A. Khan. Limnology of four saline lakes in western Victoria, AustraliaII. Biological parameters. *Limnologica*, 2003.
- [5] Hsm K J. When the Mediterranean dried up. *Scientific American*, 1978.
- [6] Aiwu Guo, Gang Li. *Journal of Salt Lake Research*, 2008(in Chinese).
- [7] M. Hancer, J. D. Miller. The flotation chemistry of potassium double salts: Schoenite, kainite, and carnallite. *Minerals Engineering*, 2000.
- [8] H. Hammi, J. Musso, A. M'nif et al. Crystallization path of natural brine evaporation using the DPAO method. *Desalination*, 2004.
- [9] Garc á Veigas J, Rosell L, Zak I et al. Evidence of potash salt formation in the Pliocene Sedom Lagoon (Dead Sea Rift, Israel). *Chemical Geology*, 2009.
- [10] Singewald A. quaterly of hte colorado school of mines. Denver, 1961.
- [11] R.Sinha, B.C.Raymahashay. Evaporite mineralogy and geochemical evolution of the Sambhar Salt Lake, Rajasthan, India. *Sedimentary Geology*, 2004.
- [12] Guiyuan Wang. Research of Process Control of Potassium Chloride Production by Reverse - flotation and Cold - crystallization Method. *Sea-Lake Salt and Chemical Industry(Journal of Salt and Chemical Industry)*, 2002(in Chinese).

- 
- [13] Yoseph Yechieli, Warren W.Wood. Hydrogeologic processes in saline systems: playas, sabkhas, and saline lakes. *Earth-Science Reviews*, **2002**.
- [14] Wood, W.W., Sanford, W.E. *Water Resources Research*, **1995**.
- [15] Yanzhong Sun, Haitao Du et al. *Journal of Salt and Chemical Industry*, **2010**(in Chinese).
- [16] Xiaochen Pan, Huaigang Cheng, Fangqin Cheng. *Inorganic Chemistry Industry*, **2013**(in Chinese).
- [17] Pitzer K S, Kim J. *J Am Chem Soc*, **1974**.
- [18] J.E. Teeple. The industrial development of Searles lake brines with equilibrium data, New York, **1929**.
- [19] Jianguo Li. Phase Diagram Analysis and Calculation of the Low-Sodium Carnallite Production by Mixing Brine. *Sea-Lake Salt and Chemical Industry*(*Journal of Salt and Chemical Industry*), **2002**(in Chinese).
- [20] Zide Niu, Fangqin Cheng. Phase Diagram of Salt-Water System and Its Adhibition. Taijing University Press, **2002**(in Chinese).