



Research Article

ISSN : 0975-7384
CODEN(USA) : JCPRC5

Preliminary GC-MS analysis of an Ayurvedic medicine “Kulathadi Kashayam”

Sanitha Phillips¹, Mudiganti Ram Krishna Rao^{2*}, K. Prabhu³, Minu Priya⁴, S. Kalaivani⁵,
Aparna Ravi¹ and Shruti Dinakar⁶

¹Department of Pharmacology, Sree Balaji Medical College and Hospital, Bharath University, Chennai

²Department of Industrial Biotechnology, Bharath University, Chennai

³Department of Anatomy, Sree Balajee Medical College and Hospital, Chennai

⁴Department of Gynaecology, Sree Balajee Medical College and Hospital, Chennai

⁵Department of Anatomy, Priyadarshini Dental College, Chennai

⁶Ayurveda Practitioner, Kottakkal Arya Vaidya Sala, Chennai

ABSTRACT

Kulathadi kasahaym is an ayurvedic formulation used for treatment of Amenorrhoea. The main ingredients of this medicine seeds of horse gram, sesame, errand and garlic. This is a liquid formulation. GC MS analysis of this medicine is done in the present study to know the various bioactive compounds present therein. It was found that major peaks represented Benzoic acid, Diethyl Phthalate, Tetratricontane, Octadecanoic acid, n-Hexadecanoic acid, Heptacosane 1-Chloro, Eicosane, Phenol, 2,4-bis(1,1-dimethylethyl)-, Eicosane, 2-methyl-, Nonadecane, 2-methyl-, Hexadecane 2,6,11,15- tetramethyl-, Heptadecane, 2,6,10,15-tetramethyl- and Eicosane, 10-methyl-derivative. The medicinal values of most of these compounds indicate that this medicine does have a scientific indication as an effective cure for Ammenorrhorea. Further work is in progress to prove the validity of this medicine.

Key words: Kulathadi Kashayam, GC MS, horse gram, Garlic, Errand, Sesame, Ammenorrhorea, Benzoic acid.

INTRODUCTION

The use of contemporary and alternative medicines among the population the world over is time tested. Ayurved and Sidha in India are age old systems of treatment. The Ayurvedic formulations in the form of solids, semi solids, liquids, pastes and powders are in use for more than 3000 years in India. But these medicinal practices are not getting their due in the international scenario of Medical practice due to lack of scientific evidence and proven efficacy. Some of the factors for this state of Ayurveda and Sidha medical system is discussed by Raj *et al*, 2011; Rao *et al*, 2015a, b; Ravi *et al*, 2015). [1, 2, 3, 4] Pordie' and Gaudillie're 2014, have discussed in details about the factors involved in polyherbal formulation in drug discovery and related issues pertaining to Ayurveda as an industry. [5] The present article tries to understand the presence and role of the bioactive compounds present in one such liquid Ayurvedic formulation, namely, Kukathadi Kashayam by GC MS analysis.

Kulathadi kashayam is an Ayurvedic formulation to treat Amenorrhoea and Cryptomenorrhoea. This formulation is made up the following ingredients:

1. Kulatha - Horse gram (*Dolichos biflorus*) seeds
2. Lahsuna- Garlic (*Allium sativum*)
3. Eranda- *Ricinus communis* (seeds)
4. Tila- *Sesamum indicum* (Seeds)

One part each of the above mentioned ingredients are made to coarse powder and mixed throughly. One part of this powder is boiled in 16 parts of water till the volume reduces to 4 parts. This is Kulathadi kashayam which is bottled, sealed and used as medicine. The dose is 5 to 10 ml before food in empty stomach once or twice or as advised by the medical practitioner. This formulation is prepared according to the Ayurvedic treatise, Yogagrantha. The manufacturer of this formulation is Arya Vaidya Sal, Kottakkal, Kerala State, India. The four plant ingredients which are used for the preparation of this formulation have many medicinal values. Some of the medicinal properties of each plant are discussed in the following paragraphs.

Dolichos biflorus

This is common vegetable of India belonging to Leguminosae family. The antilithiatic activity of the aqueous extracts of the seeds is a well known folklore medicine in India. The seeds contain a dimeric protein of 98 kD molecular weight which is a crystal growth inhibitor. (Bijamia *et al*, 2009). [6] Atodariya *et al*, 2013 have reported that the aqueous fractions of the seeds have very good capacity to dissolve calcium oxalate crystals. [7] The hypolipidemic role of the seed extract is shown in rats by Menaka and Helitha, 2013. [8]The seed extract is antihistamic (Sularkar *et al*, 2013 a, b) and the seed lecithin has lipoxxygenase activity (Subbaiah *et al*, 2009). [9, 10, 11]

Garlic (*Allium sativum*)

Garlic is one of the oldest medicinal having various beneficial activities. The organo-sulphur compounds present in it are known to treat bacterial and fungal infections, cardiovascular diseases and cancer (Raghu *et al*, 2012). [12] In their review Thomson and Ali, 2003, have mentioned the role of garlic as antimicrobial, antithrombotic, hypolipidemic, antiarthritic, hypoglycemic and as antitumor. [13]The anticancer activities of garlic are attributed to the organo-sulphur compounds present in Garlic (Karmakar *et al*, 2011). [14]

3. Erand (Castor)

The oil of Erand is commonly used in India as purgative for children and also as lamp oil. The medicinal role of Erand has been reported by many researchers. Rachhadiya *et al*, 2011, have reported the cytoprotective role of the oil of Erand on gastric mucosa thus reducing the risk of ulcer formation. [15]The castor oil is shown to have lypolytic (Lombard *et al*, 2001), antidiabetic (Shokeen *et al*, 2008), antibacterial (Verma *et al*, 2011, Islam *et al*, 2010), anti-inflammatory (Saini *et al* 2010; Valderramas *et al*, 2008), wound healing (Prasad *et al*, 2011) hepatoprotective Natu *et al*, 1977), antioxidant (Singh *et al*, 2010; Oloyede, 2012) activities. [16-25] Darmanin *et al*, 2009, have reported the cytotoxic and apoptotic activity of castor. [26]

4. Sesame

The nutritional, medicinal and industrial use of Sesame is elaborately reviewed by Raghavan *et al*, 2010. [27] It contains two compound sesamin and sesamol, which control blood pressure by lowering cholesterol in the blood. Nigam *et al*, 2015 have shown the antioxidant and antibacterial properties of sesame. [28]The anti-hyperlipidemic activity of sesam was demonstrated by Asgary *et al*, 2010. [29]

EXPERIMENTAL SECTION

Kulatahdi Kashayam was procured from a standard local Ayurvedic shop at Chennai.

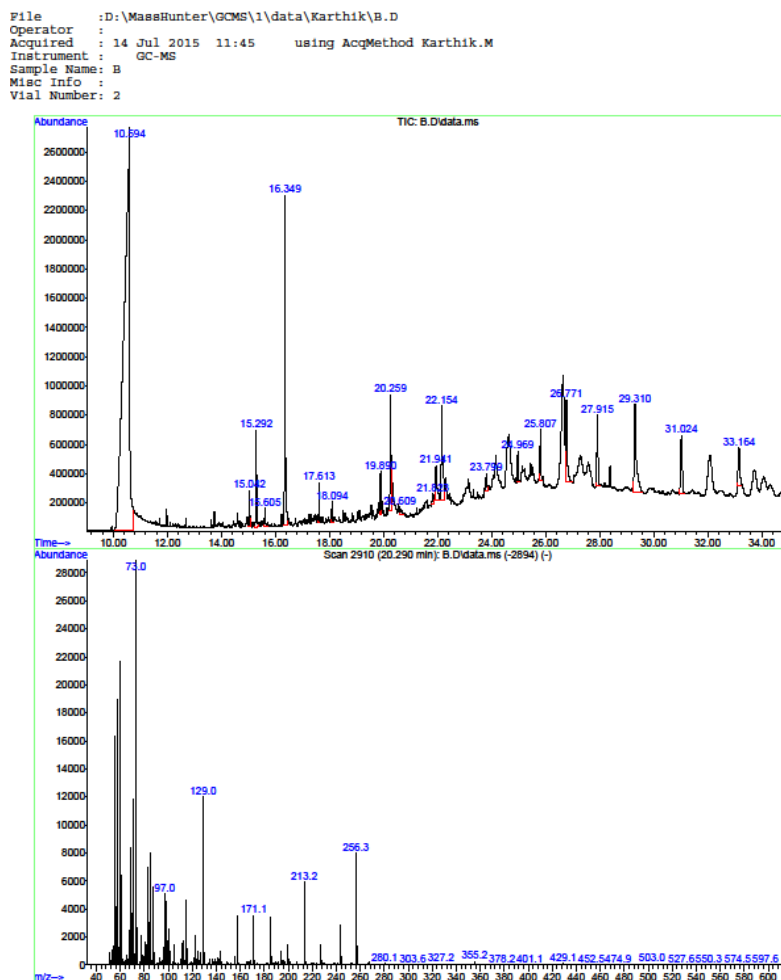
The medicine which is available in liquid form was subjected to GC MS analysis as per standard procedure. (Figure 1)

The metabolites in the samples were identified using a P2010 gas chromatography with thermal desorption system TD20 coupled with mass spectroscopy (Shimadzu). The ionization voltage 70ev and GC was conducted in the temperature programming mode with a Restek column (0.25mm, 60m, XTI-5). The temperature in the initial column was 80⁰c for 1 min, and then increased linearly to 70⁰c to 220⁰c held for 3 min followed by linear increased temperature 100⁰ c up to 290⁰c and held for 10min. The injection port temperature was 290⁰ c and the GC/MS

interface was maintained at 29⁰c, the samples were introduced via an all glass injector working in the split mode with helium carrier gas low rate with 1.2 ml per minute. The identification of metabolites was accomplished by comparison of retention time and fragmentation pattern with mass spectra in the NIST spectral library stored in the computer software (version 1.10 beta, Shimadzu) of the GC-MS. The relative percentage of each extract constituent was expressed with peak area normalization.

RESULTS AND DISCUSSION

Figure 1. The GC MS Graph of Kulathadi Kashayam



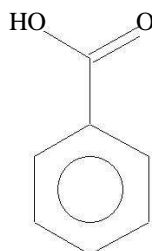
The GC MS data of Kulathadi Kashayam is shown in Table 1.

Table 1

| Sl No. | Retention Time (In Min) | Name of the Compound | Molecular formula | Molecular Weight | Peak (%) | (%) Probability |
|--------|-------------------------|--|-------------------|------------------|----------|-----------------|
| 1 | 10.594 | Benzoic acid | C7H6O2 | 122 | 62.236 | 46.1 |
| 2 | 15.042 | Heptadecane, 2,6,10,15-tetramethyl- | C21H44 | 296 | 0.630 | 7.23 |
| 3 | 15.292 | Phenol, 2,4-bis(1,1-dimethylethyl)- | C14H22O | 206 | 1.967 | 60.5 |
| 4 | 15.605 | Hexadecane | C16H34 | 226 | 0.394 | 7.97 |
| 5 | 16.349 | Diethyl Phthalate | C12H14O4 | 222 | 7.362 | 68.6 |
| 6 | 17.613 | Hexadecane, 2,6,11,15-tetramethyl- | C20H42 | 282 | 0.665 | 7.53 |
| 7 | 18.094 | Heptadecane | C17H36 | 240 | 0.337 | 7.86 |
| 8 | 19.890 | Nonadecane, 2-methyl- | C20H42 | 282 | 0.782 | 6.48 |
| 9 | 20.259 | n-Hexadecanoic acid | C16H32O2 | 256 | 2.882 | 75.4 |
| 10 | 20.609 | Heptadecane, 9-hexyl- | C23H48 | 324 | 0.314 | 15.7 |
| 11 | 21.823 | Octadecane, 1,1'-[(1-methyl-1,2-ethanediyl)bis(oxy)]bis- | C39H80O2 | 496 | 0.401 | 7.79 |
| 12 | 21.941 | Eicosane, 2-methyl- | C21H44 | 296 | 1.400 | 7.14 |
| 13 | 22.154 | Octadecanoic acid | C18H36O2 | 284 | 3.519 | 73.3 |
| 14 | 23.799 | Heptadecane, 9-hexyl- | C23H48 | 324 | 0.379 | 6.27 |
| 15 | 24.969 | Eicosane, 10-methyl- | C21H44 | 296 | 0.564 | 10.5 |
| 16 | 25.807 | Eicosane | C20H42 | 282 | 1.184 | 10.2 |
| 17 | 26.771 | Heptacosane, 1-chloro- | C27H55Cl | 414 | 2.801 | 16.5 |
| 18 | 27.915 | Eicosane | C20H42 | 282 | 2.120 | 13.5 |
| 19 | 29.310 | Tetratriacontane | C34H70 | 478 | 5.141 | 6.72 |
| 20 | 31.024 | Eicosane | C20H42 | 242 | 2.529 | 7.65 |
| 21 | 33.164 | Tetratriacontane | C34H70 | 478 | 1.822 | 9.52 |

The important biomolecules present in Kulathadi kashayam are represented by Figure no. 2 to 13.

Figure 2. Benzoic Acid

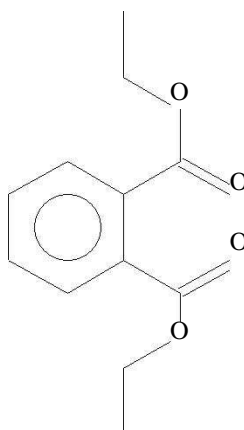


Name: Benzoic acid

Formula: C₇H₆O₂

MW: 122

Figure 3. Diethyl Phthalate



Name: Diethyl Phthalate

Formula: C₁₂H₁₄O₄

MW: 222

Figure 4. Tetratriacontane

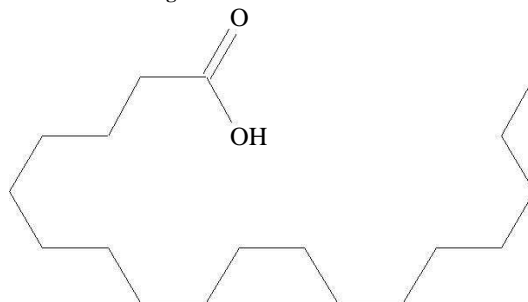


Name: Tetratriacontane

Formula: $C_{34}H_{70}$

MW: 478

Figure 5. Octadecanoic acid

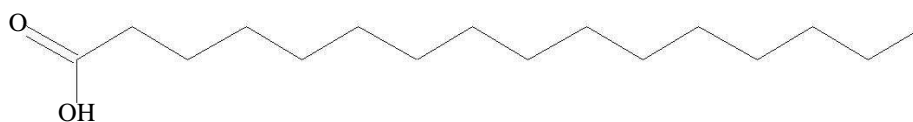


Name: Octadecanoic acid

Formula: $C_{18}H_{36}O_2$

MW: 284

Figure 6. n-Hexadecanoic acid



Name: n-Hexadecanoic acid

Formula: $C_{16}H_{32}O_2$

MW: 256

Figure 7. Heptacosane, 1-chloro-

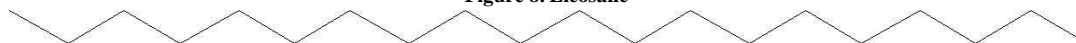


Name: Heptacosane, 1-chloro-

Formula: $C_{27}H_{55}Cl$

MW: 414

Figure 8. Eicosane

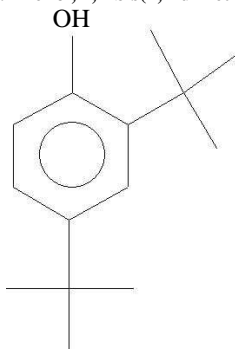


Name: Eicosane

Formula: $C_{20}H_{42}$

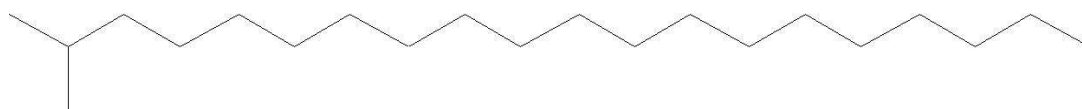
MW: 282

Figure 9. Phenol, 2,4-bis(1,1-dimethylethyl)-



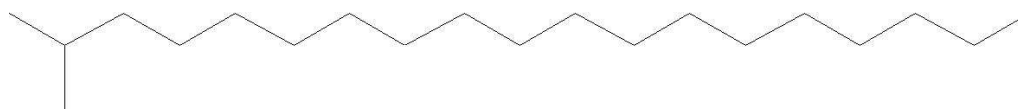
Name: Phenol, 2,4-bis(1,1-dimethylethyl)-
Formula: $C_{14}H_{22}O$
MW: 206

Figure 10. Eicosane, 2-methyl-



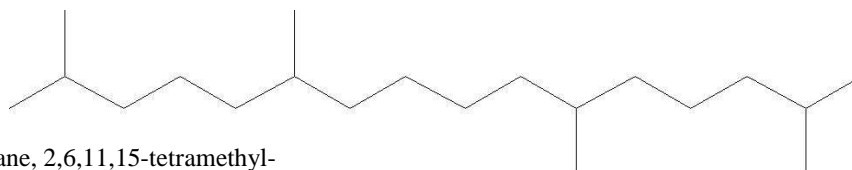
Name: Eicosane, 2-methyl-
Formula: $C_{21}H_{44}$
MW: 296

Figure 11. Nonadecane, 2-methyl-



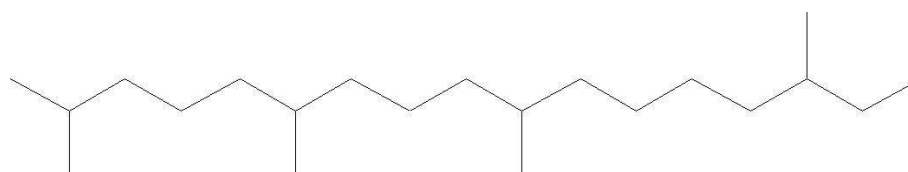
Name: Nonadecane, 2-methyl-
Formula: $C_{20}H_{42}$
MW: 282

Figure 12. Hexadecane, 2,6,11,15-tetramethyl-



Name: Hexadecane, 2,6,11,15-tetramethyl-
Formula: $C_{20}H_{42}$
MW: 282

13. Heptadecane, 2, 6, 10,15-tetramethyl-



Name: Heptadecane, 2,6,10,15-tetramethyl-

Formula: C₂₁H₄₄

MW: 296

The GC MS analysis results have shown the presence of the following biomolecules in abundance as shown by their peak value percentages: Benzoic acid, Diethyl Phthalate, Tetratricontane, Octadecanoic acid, n-Hexadecanoic acid, Heptacosane 1-Chloro, Eicosane, Phenol, 2,4-bis(1,1-dimethylethyl)-, Eicosane, 2-methyl-, Nonadecane, 2-methyl-, Hexadecane 2,6,11,15- tetramethyl-, Heptadecane, 2,6,10,15-tetramethyl- and Eicosane, 10-methyl-.

Phenol, 2, 4-bis (1, 1-dimethylethyl) - derivative is present in various plants and is known for its antibacterial and anti-inflammatory activities. (Mujeeb *et al*, 2014, Costantino *et al*, 1993) [30, 31]

Octadecanoic acid is Anti-inflammatory, hypocholesterolemic, cancer preventive, hepatoprotective, nematocide, insectifuge, antihistaminic, antieczemic, antiacne, 5-Alpha reductase inhibitor, antiandrogenic, antiarthritic, anticoronary, antipsychotic and insectifuge (Dandekar *et al*, 2015). [32] n- Hexadecanoic acid is antioxidant, hypocholesterolemic, nematocide, pesticide, and lubricant, antiandrogenic, as flavoring agents, hemolytic and as 5-alpha reductase inhibitor. (Rajeswari *et al*, 2013). [33]

Eicosane, 2-methyl- derivative is a good antioxidant. Octadecanoic acid esters are reported to be antiviral, antibacterial and antioxidant activities. (Reagan *et al*, 2013, Sudharsan *et al*, 2010) [34, 35] Benzoic acid derivatives possess antibacterial, antifungal properties (Vidhu and Evans, 2015; Terreaux *et al*, 1998). [36, 37] Hexadecanoic acid and naphthalene are known to have anti-feedant and insect-repellent activities (Senthilkumar *et al* 2012). [38] Phenolic compounds, esters, alkanes, aldehydes, alkenes and ketones are the major volatile compounds which have anti-inflammatory, antiarthritic, antidiabetic, antiulcer, hypolipidemic, antiatherosclerotic, anti-HIV and cytotoxic activities (Safayhi and Sailer, 1997). [39] Heptacosane is anti corrosive/ antioxidant. Nonadecane, 2- methyl is antioxidant. Tetratricontane and other higher alkenes are antifungal particularly against fungal spores, germination and also are antioxidant and antitumour (Dandekar *et al*, 2015) [32].

REFERENCES

- [1] Sreena Raj, S Karthikeyan, K M Gothandam. *Research in Plant Biology*, **2011**, 1(1), 1-14.
- [2] Mudiganti Ram Krishna Rao, M H Kumar, A Amutha, K Prabhu, B Chatterjee, S Selva Kumar. *Int. J. Pharm. Sci. Rev. Res.*, **2015**, 30(1), 335-339.
- [3] Mudiganti Ram Krishna Rao, S Philip, M H Kumar, Y Saranya, D Divya, Prabhu K. *Journal of Chemical and Pharmaceutical Research*, **2015**, 7(7), 131-139
- [4] Aparna Ravi, S P Jai Prabhu, Mudiganti Ram Krishna Rao, K Prabhu, V S Kalaiselvi, Y Saranya. *Int. J. Pharm. Sci. Rev. Res.*, **2015**, 33(2), 58-62
- [5] Laurent Pordie and Jean-Paul Gaudillie`re. *East Asian Science, Technology and Society: An International Journal*, **2014**, 8, 57-79. DOI 10.1215/18752160-2406053
- [6] R K Bijarnia, T Kaur, S K Singla S K, C Tandon. *Protein J.* **2009**, 28(3-4), 161-168.
- [7] U Atodariya, Roshni Barad, S Upadhyay, U Upadhyay. *Journal of Pharmacognosy and Phytochemistry*, **2013**, 2(2), 209.
- [8] Menaka C and Helitha A M. *International Journal of Modern Research and Reviews* **2013**, 1(1), 35-43.
- [9] A A Suralkar, S B Kasture. *Int J Pharm Bio Sci* **2013**, 4(4), 346-352
- [10] A A Suralkar, S B Kasture. *Int J of Phytomedicine*, **2013**, 5(2), 197-206
- [11] R Subbaiah, A Sridevi, Annapurna Singh, Lalitha R. Gowda, and A G Appu Rao. *Biochem J.* **2006**, 395(Pt 3), 629-639.
- [12] R Raghu, Lu Kuan-Hung, Sheen Lee-Yan. *J Traditional Complement Med.* **2012** 2(3), 192-201
- [13] M Thomson, M Ali. *Curr Cancer Drug Targets*, **2003**, 3(1), 67-81.
- [14] S Karmakar, S R Choudhury, N L Banik, S K Ray. *Anticancer agents Med Chem*, **2011**, 1(11), 398-407.
- [15] M R Rachhadiya, Prasad Kabra Mahaveer, V Shete Rajkumar. *International Journal of Research in Ayurveda & Pharmacy*, **2011**, 2(4), 1349-1353.
- [16] H M E Lombard, G. Pieroni. *Biochem J*, **2001**, 358, 773-781.
- [17] P Shokeen, P Anand, Y K Murali Y, V Tandon. *In Food and Chemical Toxicology*, **2008**, 46, 3458-3466.
- [18] S K Verma, SAJAD Yousuf, S K Singh, G B K S Prasad, V K Dua, A MATHUR.
- [19] *International Journal of Pharma and Bio Sciences*, **2011**, 2(1), 545-548

- [20] T Islam, H Bakshi, S Sam, E Sharma, B Hameed, B Rathore, A Gupta, S Ahirwar, M Sharma. *International Journal of Pharma Research and Development*, **2010**, 1(12), 1-7.
- [21] A K Saini, R Goyal, V K Gauttam, A N Kalia. *Journal of Chemical and Pharmaceutical Research*, **2010**, 2(5), 690-695.
- [22] A C Valderramas, S H P Moura, M Couto, S Pasetto, O CChierice, Sergio Augusto, A C Guimarães, A C B de Paula Zurrón. *Braz J Oral Sci.* **2008**, 7(27)1666-1672.
- [23] M V Natu, S Agarwal, S L Agarwal, S Agawal. *Indian Journal of Pharmacology*, **1977**, 9(4), 265-268.
- [24] Singh Ramesh Kumar. M K Gupta, Katiyar Deepti, Srivastava Anshul. Singh Parul. *IJPSR* **2010**, 1(8), 8 (Suppl.), 100-103
- [25] K Oloyede Ganiyat. *Research Journal of Medicinal Plant*, **2012**, 6(7), 511-520.
- [26] S Darmanin, P S Wismaver, M T Camillerri Podesta, M J Micallef, J A Buhagiar. *Nat Prod Res* **2009**; 23(6): 561-571.
- [27] K R A Kumar, A Pal, Farhath Khatum, Amarinder Singh Bawa. *Agric. Conspec. Sci.*, **2010**, 75 (4), 159-168.
- [28] D Nigam, Singh C, U Tiwari. *Journal of Pharmacognosy and Phytochemistry* **2015**; 3(5): 88-92
- [29] Sedigheh Asgary, Mahmoud Rafieian-Kopaei, Somayeh Najafi, Esfandiar Heidarian and Amirhossein Sahebkar. *The Scientific World Journal*, **2013**, Article ID 365892, 5 pages <http://dx.doi.org/10.1155/2013/365892>
- [30] F Mujeeb, P Bajpai, N Pathak. *Biomed Res International*, **2014**, Article ID 497606, 11 pages. [Doi.org/10.1155/2014/497606](http://dx.doi.org/10.1155/2014/497606).
- [31] L Costantino, C Parenti, M di Bella, P Zanolli, M Baraldi. *Pharmacol Res*, **1993**, 27(4), 349-358.
- [32] R Dandekar, B Fegade, V H Bhaskar. *Journal of Pharmacognosy and Phytochemistry*, **2015**; 4(1), 148-154
- [33] G. Rajeswari, M. Murugan, V R Mohan. *J Pharm Biomed Sci.* **2013**, 29, 818-824.
- [34] E Reagan, A K Linton Jerah, S Lihan, I bin Ahmed. *Int J Sci Tech Res*, **2013**, 2(10), 181.
- [35] S Sudharsan, R Saravanan, A Shanmugam, S Vairamani, R M Kumar, et al. *J Bioterr Biodef.* **2010**, 2:105. doi: 10.4172/2157-2526.1000105.
- [36] V V Vidhu, D A Evans. *Current Science*, **2015**, 109 (3), 572-579.
- [37] C Terreaux, M Gupta, K Hostettmann. *Phytochemistry*, **1998**, 49, 461-469.
- [38] N Senthilkumar, S Murugesan, K B Vijayalakshmi. *Asian J. Plant Sci. Res.*, **2012**, 2, 193- 197
- [39] H Safayhi, E R Sailer. *Planta Med.*, **1997**, 63, 487-493.