



**Phytochemical Identification and Antioxidant Activity of *Passiflora Foetida* Hexane, Petroleum Ether Flowers Extracts**

**Baskaran K\*, Dinesh raja S, Sijo henry, Namitha V, Safana A, Abishek M, Haseera N, Shalet Varghese**

*Department of Biochemistry, Sree Narayana Guru College, Coimbatore, Tamilnadu, India*

**Received:** 08-Mar-2023, **Manuscript No.** JOCPR-23-91103; **Editor assigned:** 10-Mar-2023, **PreQC No.** JOCPR-23-91103 (PQ); **Reviewed:** 24-Mar-2023, **QC No.** JOCPR-23-91103; **Revised:** 08-May-2023, **Manuscript No.** JOCPR-23-91103 (R); **Published:** 16-May-2023, **DOI:**10.37532/0975-7384.2023.15(5).045.

---

**ABSTRACT**

*This investigation compared the phytochemical composition and antioxidant potential of a flower extract from *Passiflora foetida*. The criteria found in this study included the total phenolic and total flavonoid content, as well as macro and micro components, for the phytochemicals alkaloid, flavonoid, phenolic, sterol, triterpenoid, saponin, tannin, and cardiac glycoside. The phytochemical components identified in the extract of *Passiflora* flowers include alkaloids, phenolics, flavonoids, saponins, and cardiac glycosides. Total flavonoids were 145.531.02 mg CE/g sample dry base, and total phenol was 96.920.18 mg GAE/g sample dry base. As a result, *Passiflora foetida* flower extract in ethanol and chloroform displays a diversity of compounds and may have been used in traditional medicine to treat a variety of diseases.*

**Keywords:** *Passiflora foetida*, Phytochemical, Antioxidant, Leaf extract, flavonoid content, Chloroform

---

**INTRODUCTION**

*Passiflora foetida*, often known as rambusa, is a wild plant that typically grows on other plants in tropical areas. *Passiflora foetida*, which can also be ingested raw as lalapan, can be used to cure fever, headaches, and asthma. *Passiflora foetida* is a member of the Passifloraceae family and often grows in damp areas like swamps and rivers [1].

*Passiflora foetida* is a plant that has been used as a traditional medicine because it contains phytochemicals. Antioxidants can be made from the alkaloid, phenolic, glycoside, flavonoid, and cyanogenic phytochemicals present in *Passiflora foetida*. The primary phytochemicals in this plant are alkaloids, phenols, glycoside flavonoids, cyanogenic compounds, passifloricins, polyketides, and alpha-pyrones. The majority of the active components of *P. foetida* L. are C-glycosyl flavones based on apigenin and luteolin, but trace amounts of sucrose, volatile oil, and Harman alkaloids are also present [2-8]. A polyacetylenic molecule found in passion flower Passicol, which has antibacterial properties, has not yet been discovered in *P. foetida* L. *Passiflora foetida* has a long history of usage in medicine [9-14].

**Copyright:** © 2023 Baskaran K, et al. This is an open-access article distributed under the terms of the Creative Commons Attribution License, which permits unrestricted use, distribution, and reproduction in any medium, provided the original author and source are credited.

**Citation:** Baskaran K, et al. 2023. *Phytochemical Identification and Antioxidant Activity of Passiflora Foetida Hexane, Petroleum Ether Flowers Extracts. J Chem Pharm Res., 15:045.*

**Baskaran K, et al.**

**J. Chem. Pharm. Res., 2023, 15(5):01-06**

Since ancient times, several varieties of passion flowers have been used in traditional medicine to alleviate ailments in their natural habitats. In Central America, 2 lobed leaves are attached to leaves from a variety of *Passiflora* species and used as a diuretic [15].

Indians utilise the unripe fruit of *P. foetida* as an emetic, and a decoction made from the dry herbage of *P. foetida* is thought to have diuretic properties. Figure 1 demonstrates how the flowers can treat biliousness and asthma. Hysteria may be treated with a decoction of the leaves and roots of *P. foetida*. Giddiness and headaches can be alleviated by applying a paste made of leaves to the head [16]. *P. foetida* is applied topically to treat erysipelas and other inflammatory skin disorders in countries like Brazil. Medical uses: This species can be used as an anti-inflammatory and to treat gastrointestinal conditions like dyspepsia and diarrhea (Figure 1) [17].



**Figure 1: *Passiflora foetida* flowers whole plant.**

Instead, it's used as an astringent and expectorant for spasms and nerve diseases.

The anti-inflammation, anti-tumor, anti-cancer, and anti-microbe activities of *Passiflora foetida* are among its pharmacological and biological effects [18]. As a result, greater investigation into *Passiflora foetida* flowers as a source of antioxidants is needed. The phytochemical makeup and antioxidant activity of extracts from *Passiflora foetida* flowers were compared in this study.

## **MATERIALS AND METHODS**

### **Plant material- identification and authentication**

The *Passiflora foetida* flower was carefully selected and taken out of the plant at Sree Narayana Guru College in KG. Chavadi, Coimbatore by a plant taxonomist. Then the flower was identified.

### **Preparation of *Passiflora foetida* flower extract**

After being cleaned and dried at 40°C in a hot air oven, the *Passiflora foetida* flower was ground into a fine powder using an electric grinder. Overnight at 60 to 80 degrees Celsius, the material was delipidated using hexane and petroleum ether. Soxhalation involved the use of 95% ethanol. Ethanol was evaporated in a rotating evaporator running at a reduced pressure and 40°C-50°C. The flower's dry weight was extracted as extract to the tune of 13.5% [19].

**Citation:** Baskaran K, et al. 2023. Phytochemical Identification and Antioxidant Activity of *Passiflora Foetida* Hexane, Petroleum Ether Flowers Extracts. *J Chem Pharm Res.*, 15:045.

**Baskaran K, et al.**

*J. Chem. Pharm. Res.*, 2023, 15(5):01-06

### Phytochemical identification

To detect the phytochemical composition of *Passiflora foetida* leaves and fruit extracts, such as alkaloid, flavonoid, phenolic, sterol, triterpenoid, saponin, tannin, and cardiac glycoside, phytochemical identification was carried out [20].

### Total phenol analysis

Spectrometry was used to measure the total amount of phenol. A 100 l sample received 1 ml of Folin Ciocalteu 10% and 2 ml of Sodium Carbonate 7.5%. The mixture was combined with water in a 10 ml volumetric flask, and then shaken. The sample's absorbance at 760 nm was measured after 30 minutes of incubation at room temperature. The total phenolic content of the sample was determined using the gallic acid equivalence (GAE)/g sample dry base [21].

### Total flavonoid analysis

AlCl<sub>3</sub> colorimetry was used to calculate the total flavonoid content. 100 l of sample was combined with 0.3 ml NaNO<sub>2</sub> 5% (b/v), 0.3 ml AlCl<sub>3</sub> 10% (b/v), and 2 ml NaOH 1 M in a 10 ml volumetric flask. Water was added, and the mixture was agitated until it had a volume of 10 ml. At 510 nm, the sample's absorbance was determined. The sample's total flavonoid content was determined using the formula catechin equivalence (CE)/g dry sample [22].

### Mineral concentration

Trace minerals such as Cu, Co, Fe, Mg, Na, K, Ca and Zn were estimated in concentrate hexane and petroleum ether extract of *Passiflora foetida* flowers using an atomic absorption spectrophotometer (ECIL-Elements, India, model no. 1381, ESPIO, Japan Accucare™ Magnesium Xylidyl Blue, ECIL-Elements AAS 4141). G mg-1 of extract served as the standard unit of measurement for all results [23].

### Statistical analysis

The assay runs were duplicated three times each. Experimental data are expressed in terms of the mean and standard deviation. The data were analysed using SPSS version 16's one-way analysis of variance, with Duncan's multiple range tests used to compare the group means [24].

## RESULTS AND DISCUSSION

There is dampness close by the dried flowers of *Passiflora foetida*. The phytochemical elements indicated in Table 1 were present in hexane and petroleum ether extracts of *Passiflora foetida* flowers. Flowers contain cardiac glycoside, phenolic molecules, alkaloids, and flavonoids, according to research. Aqua dest, a polar solvent, was used to extract the nonpolar molecules terpenoid and sterol. The plant includes tannin, an active component that is water soluble. In this experiment, no extract contained tannin. A different inference was made from those who found tannin in both extract and *Passiflora* flowers (Table 1). The variance in the results was caused by a changing growth environment for plants, which can alter their nutritional value and phytochemical composition. Figures 2, 3 exhibit flavonoid and total phenol, respectively.

**Table 1: Shows the phytochemical screening of *Passiflora foetida* flowers extract.**

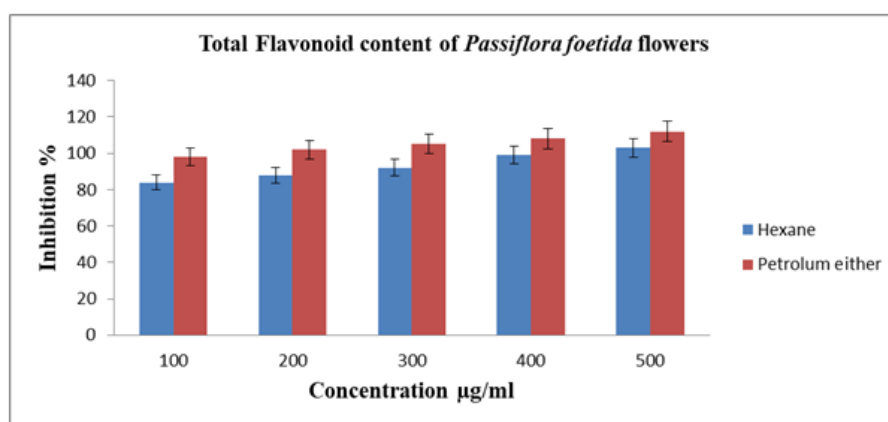
S. No	Qualitative test	<i>Passiflora foetida</i> flowers extract	
		Hexane	Petroleum ether

**Citation:** Baskaran K, et al. 2023. Phytochemical Identification and Antioxidant Activity of *Passiflora Foetida* Hexane, Petroleum Ether Flowers Extracts. *J Chem Pharm Res.*, 15:045.

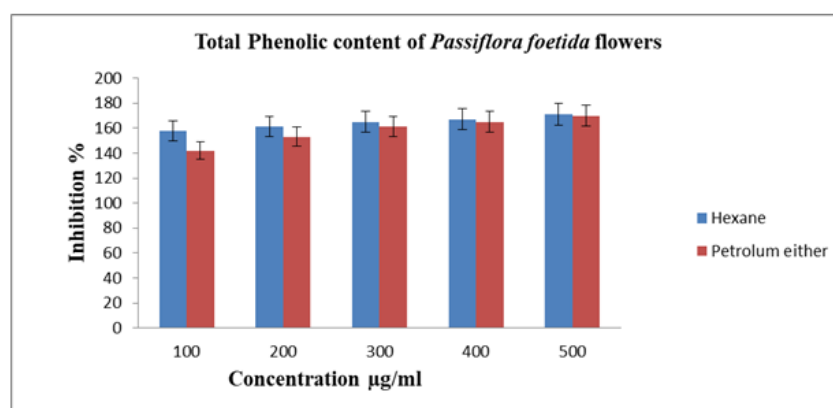
Baskaran K, et al.

*J. Chem. Pharm. Res.*, 2023, 15(5):01-06

1	Proteins	-	+
2	Carbohydrates	+	-
3	Phenols	-	+
4	Tannins	+	+
5	Flavonoids	+	+
6	Sapoin	-	+
7	Glycosides	+	+
8	Steroids	+	+
9	Terpenoids	-	+
10	Alkaloids	+	-



**Figure 2:** Shows the total flavonoid content *Passiflora foetida* flowers extract.



**Figure 3:** Shows the total phenolic content *Passiflora foetida* flowers extract.

The total phenol and flavonoid content of the *Passiflora* flowers petroleum ether extract was lower (96.920.18 mg GAE/g Sample dry base and 82.010.10 mg CE/g Sample dry base, respectively) than that of the *Passiflora* flowers hexane extract (145.531.02 mg GAE/g Sample dry base and 120.560.27 mg CE/g Sample dry base). Two factors that affect the total phenolic content are the sample's free hydroxyl group content and the activity of the enzymes Phenylalanine Ammonia-Lyase (PAL) and Chalcone Synthase (CHS) in plants.

**Citation:** Baskaran K, et al. 2023. *Phytochemical Identification and Antioxidant Activity of Passiflora Foetida Hexane, Petroleum Ether Flowers Extracts. J Chem Pharm Res., 15:045.*

**Baskaran K, et al.**

*J. Chem. Pharm. Res., 2023, 15(5):01-06*

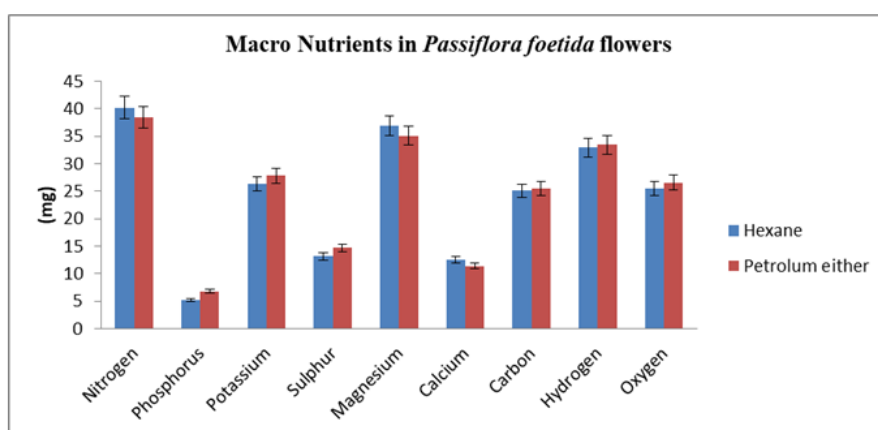
The creation of chalcone molecules, which the CHI enzyme (Chalcone Isomerase) then isomerizes into diverse flavonol compounds, is a result of the CHS enzymes' influence on the generation of flavonoids.

The total phenol and flavonoid content of the extracts from *Passiflora* flowers varied due to the varying functions and

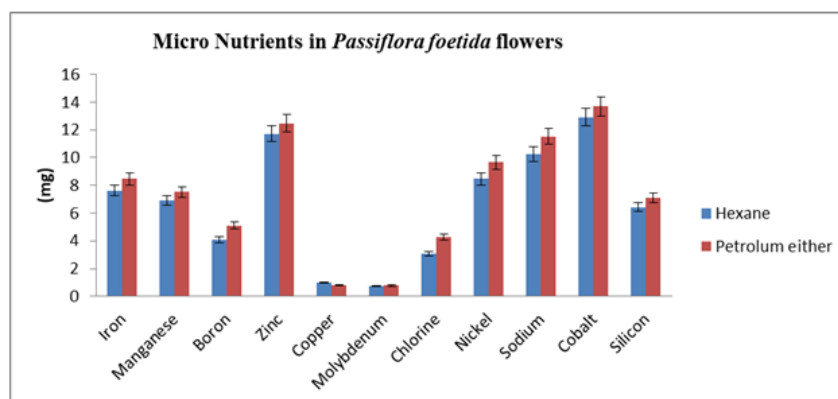
nutritional makeup of each part of the plant. Flowers are used for photosynthesis and as food storage, while fruit protects seeds by covering them in flesh that is rich in minerals, simple organic compounds, and substrate and facilitates dispersal. Trace minerals are essential for many physiological processes, including DNA synthesis and maintenance, the growth and repair of body tissues, and the formation of ligaments and tendons.

In addition to being essential for the development and maintenance of bones and muscles, macro and micro minerals also play a critical role in the prevention of chronic illnesses, high blood pressure, and depression.

In addition to being essential for enzyme activity, magnesium also aids in the prevention of heart disease and interferes with nerve and muscle impulse transmission, causing irritability and agitation. Both macro and micro factors were included in the current study's *Passiflora foetida* hexane and petroleum ether extracts (Figures 4 and 5).



**Figure 4:** Shows the macro nutrients *Passiflora foetida* flowers extract.



**Figure 5:** Shows the micro nutrients *Passiflora foetida* flowers extract.

**Citation:** Baskaran K, et al. 2023. *Phytochemical Identification and Antioxidant Activity of Passiflora Foetida Hexane, Petroleum Ether Flowers Extracts. J Chem Pharm Res., 15:045.*

**Baskaran K, et al.**

**J. Chem. Pharm. Res., 2023, 15(5):01-06**

## CONCLUSION

The plant *Passiflora foetida* reportedly contains phytochemicals such as glycosides, alkaloids, saponins, phenolic compounds, carbohydrates, tannins, proteins, amino acids, and triterpenoids, according to the current study. Each phytochemical has a unique set of medicinal qualities. According to this study, *Passiflora* flowers extract had greater levels of total phenol, total flavonoid, macro and microminerals, and other compounds.

## ACKNOWLEDGEMENT

We thank Dr. D. Kaplana. Principal, Sree Narayana Guru College, for the facilities provided is gratefully acknowledged.

## REFERENCES

- [1] Lim TK. *Fruits*. 2012;4:166-172.
- [2] Quattrocchi U. CRC Press. Newyork, USA. 2012; 2803-2804.
- [3] Dhawan K, et al. *Phytother Res*. 2003;17(4):401-403.
- [4] Birner J, et al. *Antimicrob Agent Chemother*. 1973;3:105-109.
- [5] Bradley PR. *British Herbal Medicine Association*. 1992;1.
- [6] Leung AY, et al. John Wiley and Sons.1996;2.
- [7] Newall CA, et al. The pharmaceuticals press. 1996:206-207.
- [8] Torsten Ulmer, et al. Timber press, Portland. 2004;1:430.
- [9] Chopra RL, et al. Council of scientific and industrial research. 1956;186-187.
- [10] Chopra RN, et al. Public service commission, Govt. of West Bengal, Calcutta. 1944:469-472.
- [11] Widyawati PS, et al. *Int J Pharmacogn Phytochem Res*. 2014;6:850-855.
- [12] Harborne JB. *Chapman and Hall*, London, England.1973;14-20.
- [13] Muntana N, et al. *Pak J Biol Sci*. 2010;13:170-174.
- [14] Kumar S, et al. *Acta Pharm*. 2008;58:215-220.
- [15] Patterson GW, et al. *The American oil chemists society*. 1991.
- [16] George M. *Int J Pharm Sci Invent*. 2017;6:26-30.
- [17] Odewo SA, et al. *Int J Sci Technol Res*. 2014;3:353-356.
- [18] Decoteau DR. *Environ Technol Innov*. 2005;89:49-66.
- [19] Cheyner V, et al. *Plant Physiol Biochem*. 2013;72:1-20.
- [20] Widyawati PS, et al. *Seminar Rekayasa Kimia dan Proses*. 2010;1-7.
- [21] Ramawat KG, et al. Berlin springer. Berlin. Germany. 2013.
- [22] Robinson R. Macmillan publishers. New York, USA. 2001:156-157.
- [23] Diaz-Gomez NM, et al. *Pediatrics*. 2003;111(5):1002-1009.
- [24] Scelig M. *Ame Tour of Cardio*.1989;63:1101-1102.